

LUGOS Renewables Kft.

Address: 6500 Baja, Gesztenye utca 2.

Company registration number: 03 09 138531

Tax number: 24136293-2-03

Basic data

Company's name:
LUGOS Renewables Kft.

Company form / Business form:
Limited liability company (Ltd.)

SME classification:
medium-sized enterprise

 **The company is in operation.**

 **Tax number is valid**

 **There isn't prohibited person relationship**


Date of foundation:
26.09.2012.

Headcount:
4 Person

Main activity:
7112 Engineering activities and related technical consultancy

VAT Group
Not registered information.

Risk rating / index



Risk rating
You don't have authority to use this service.

Risk index
You don't have authority to use this service.

Crisis resilience index
You don't have authority to use this service.

Financial data



Net revenues (2022):

7 669 tHUF  **98,04%**

Profit after tax (2022):

-958 684 tHUF  **276,71%**

OPTEN quick report

2022/2021



Negative change

Personnel expenditures

+32%

Net sales revenues

-98%

Current Assets

+48%

Profit after tax

-277%

Material type expenditures

-45%

The OPTEN quick report presents the significant change in financial data in comparison to the previous year.

Positive / negative



Positive information:
There is



Negative information:
There is and has been for the past 2 years

 **owner change over the past year**

 **Stable activity**

 **Headquarter change over the past 3 years**

ESG index

You don't have authority to use this service.

Export capacity index

You don't have authority to use this service.

Trade credit

You don't have authority to use this service.

Stable employer index

You don't have authority to use this service.

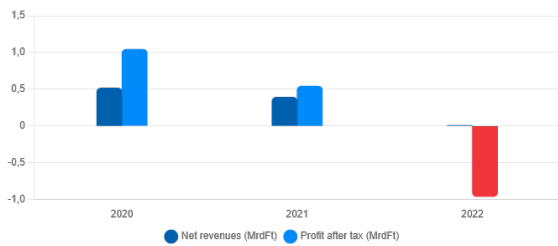
this service.

number of affiliated companies:

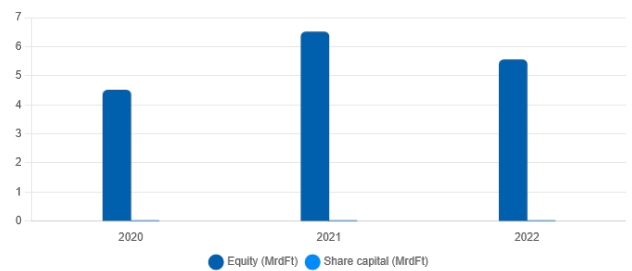
41

! from this 4 p.c. highly risky.

Changes in net revenue and profit after tax



Equity and issued capital



Owners and leaders

Owners

Extent of influence / number of shares

Lugos Roland (mm: Dömötör Rózsa) 

Data of person(s) authorized to sign on

Lugos Roland (mm: Dömötör Rózsa) 

Manager(executive officer)

OPTEN quick report

The OPTEN quick report provides us with a comprehensive picture of the most significant financial data changes in the life of the company in comparison to the previous year, based on the latest reports.



Personnel expenditures

The Staff costs exceeded 25% of the sales revenue in at least one of the years under review, its increase exercises a positive effect on the companys financial situation.

+32%

Net sales revenues

The sales turnover decreased significantly in comparison to the previous year.

-98%

Current Assets

The Current assets did not exceed 25% of the Assets in any of the years under review, accordingly, its increase, as an element supporting liquidity, exercises no significant effect on the companys financial situation.

+48%

Profit after tax

The nominal value of the Profit after taxation decreased significantly in comparison to the previous year, accordingly, the companys nominal profit generating capacity deteriorated.

-277%

Material type expenditures

The amount of both the material-type expenditures and the profit after taxation decreased in comparison to the previous year.

-45%



Financial data

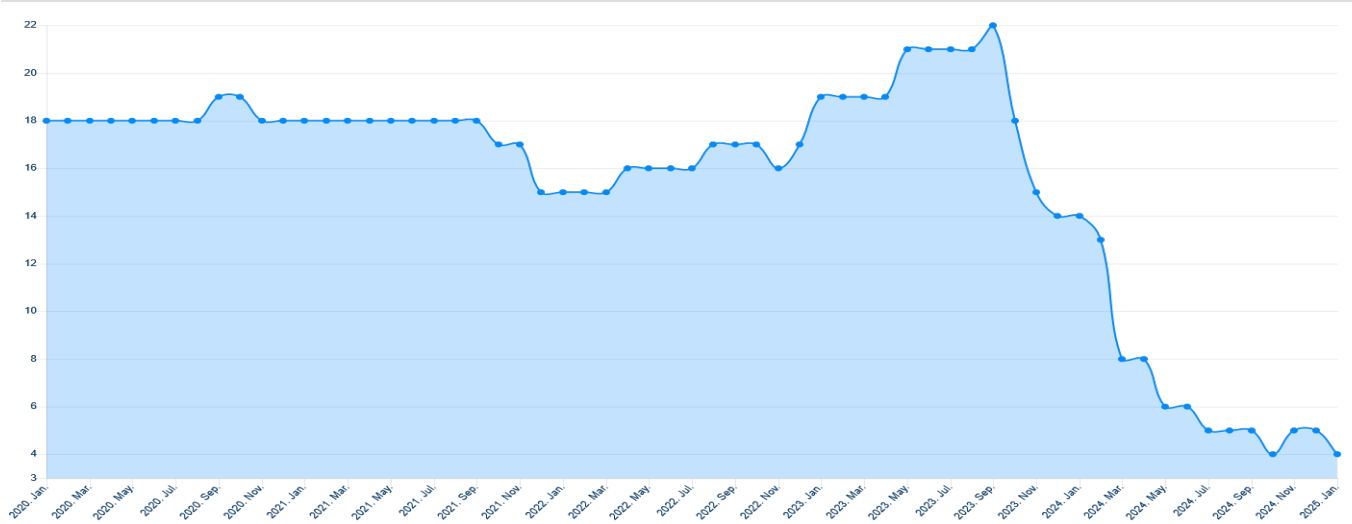


	year 2023	year 2022	year 2021	year 2020	year 2019
Reporting period	2023.01.01 –	01.01.2022 –	01.01.2021 –	01.01.2020 –	01.01.2019 –
Values in thousand forints/THUF	2023.12.31	31.12.2022	31.12.2021	31.12.2020	31.12.2019

Net sales revenues ⓘ	-	7 669	391 395	518 424	794 623
Operating result	-	-351 203	-6 427	-15 440	351 505
Pre tax profits	-	-958 145	544 249	1 052 631	382 136
Balance sheet profit	-	-	-	-	-
Profit after tax	-	-958 684	542 529	1 042 471	344 922
Total assets	-	8 026 559	7 925 156	7 895 740	3 896 457
Financial instruments	-	7 747 803	7 408 728	6 129 320	3 433 789
Current assets	-	256 365	173 782	1 213 642	427 383
Liquid assets	-	4 259	16 310	23 450	4 138
Accruals	-	22 391	342 646	552 778	35 285
Equity	-	5 547 853	6 505 537	4 500 585	3 458 115
Provisions	-	0	0	0	0
liabilities	-	2 476 912	1 415 921	3 304 650	433 113
Tax liability	-	539	1 720	10 160	37 214
Short term liabilities	-	1 546 802	754 981	2 213 098	164 580
Long term liabilities	-	930 110	660 940	1 091 552	268 533
Deferrals	-	1 794	3 698	90 505	5 229
Ratios					
Degree of indebtedness ⓘ	-	0.31	0.18	0.42	0.11
Extent of indebtedness – Credit standing ⓘ	-	0.45	0.22	0.73	0.13
Ratio of profit or loss to revenues % ⓘ	-	-12 500.77	138.61	201.08	43.41

Quick ratio ⓘ	-	0.13	0.19	0.55	2.59
EBITDA ⓘ	-	-339 089	3 375	-7 288	359 632
ROE ⓘ	-	-0.17	0.08	0.23	0.10

Number of employees



VAT Group

Not registered information.

Construction projects

Not registered information.

Risk rating and crisis resilience index

You don't have authority to use this service.

Risk index

You don't have authority to use this service.

Trade credit

You don't have authority to use this service.

ESG index

You don't have authority to use this service.

Stable employer index

You don't have authority to use this service.

Export capacity index

You don't have authority to use this service.

Positive / negative information

You don't have authority to use this service.

Ultimate beneficial owners

You don't have authority to use this service.

Members of the company cluster

You don't have authority to use this service.

Technical information

^{v1}: The table shows the private persons occupying the highest level of the hierarchy of ownership, and furthermore the list covers all the other organizations that have no publicly disclosed private person owners.

^{v2}: The table shows the companies occupying the highest level of the hierarchy of ownership, and furthermore the list covers all the other organizations that have no publicly disclosed private person owners. In this approach to ownership structures, typically domestic companies, other domestic institutions and foreign business associations are presented. As the table does not show the private persons acting as direct owners, this view can be empty, or the aggregate percentage of control is not necessarily 100%.

The last retrieval time of company's report 25.03.2025 14:12:54